



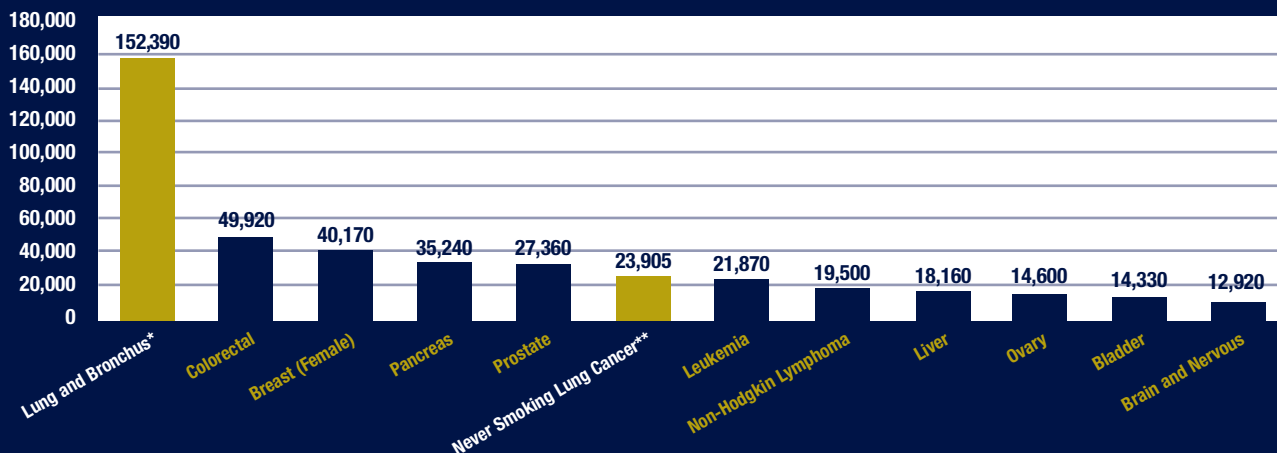
888 16th Street NW
 Suite 150
 Washington DC 20006
 202-463-2080
lungcanceralliance.org

2009 Facts About Lung Cancer

Lung Cancer is the leading cause of cancer death in both men and women and in every ethnic group. It will take the lives of:

- More people than the next four most deadly cancers combined
- Over three times as many men as prostate cancer
- Nearly twice as many women as breast cancer
- An average of 437 people every day

Estimated Cancer Deaths in 2009



* Includes current, former and never-smokers

** Estimate of never-smoker lung cancer deaths (15%)

Over 50% of new lung cancer cases are being diagnosed in former smokers, and another 10% to 15% have never smoked.

Actual Deaths in 2006

So little progress has been made that lung cancer exceeds every other cause of death except heart disease in the United States. The figures below are actual deaths in 2006. There is a three year lag in confirming the numbers.

Heart Disease631,636	Septicimia34,234
Lung Cancer158,664	Pancreatic Cancer33,454
Stroke137,119	Suicide33,300
Chronic Lower Respiratory124,583	Prostate Cancer28,372
Accident121,599	Liver Diseases (Excludes Cancer)27,555
Diabetes72,449	Other Kidney Disease23,855
Alzheimers72,432	Leukemia21,944
Influenza/Pneumonia56,326	Non-Hodgkins Lymphoma20,594
Colorectal Cancer53,549	Parkinson's Disease19,566
Nephritis, Nephrotic Syndrome and		Ovarian Cancer14,857
Nephrosis45,344	Bladder Cancer13,474
Breast Cancer41,210	HIV/AIDS12,113

NO MORE EXCUSES. **NO MORE LUNG CANCER.**

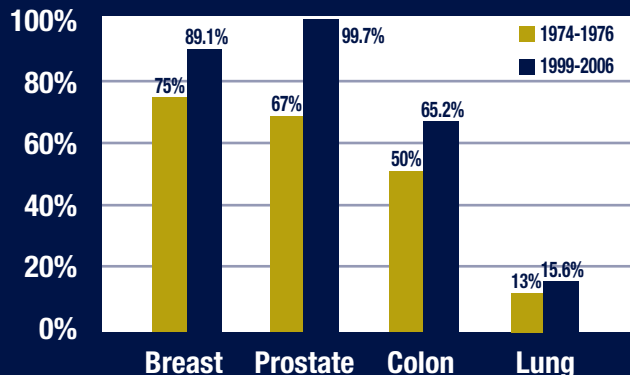


888 16th Street NW
Suite 150
Washington DC 20006
202-463-2080
lungcanceralliance.org

2009 Facts About Lung Cancer

Five Year Survival Rates

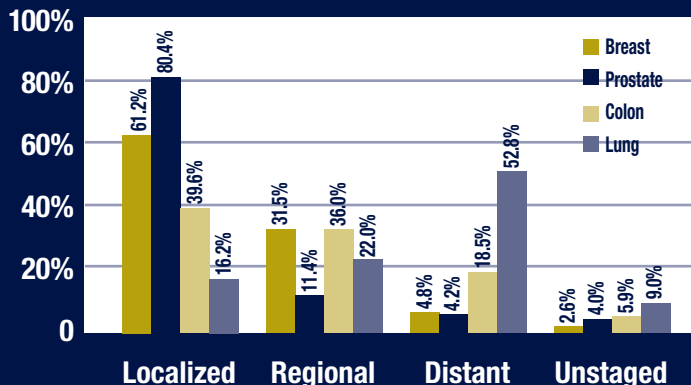
The survival rates for breast, prostate and colon cancers which have widely accepted screening tests (mammograms, PSA blood tests, colonoscopies) have gone up significantly.



This graph represents the most recent available data from the SEER Cancer Statistics Review, 1976-2006.

Stage of Diagnosis

Only 16% of lung cancer is being diagnosed at its earliest and most curable stage.



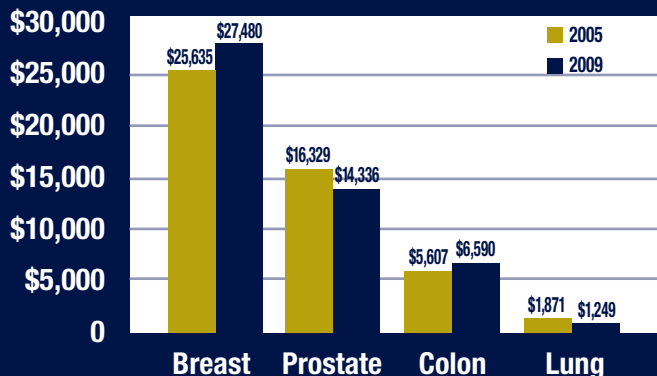
Localized: Confined to Primary Site

Regional: Spread Beyond Primary Site to Lymph Nodes

Distant: Cancer Has Metastasized

Research Spending \$ Per Death

Lung cancer continues to be the least funded in dollars per death of the four major cancers.



This graph represents the amount of FY05 and FY09 research dollars all three agencies (NIH, DOD, CDC) spent per estimated death.

Total Research Funding From NIH, CDC and DOD (In \$ millions)

Year	DOD	CDC	NIH	Total
2005				
Breast	\$150	\$204	\$700	\$1,054
Prostate	\$85	\$14	\$373	\$472
Colon	\$0	\$14	\$284	\$298.6
Lung	\$9.5	\$0	\$289	\$298.5
2009				
Breast	\$150	\$205	\$748	\$1,103.85
Prostate	\$80	\$13	\$299	\$392.24
Colon	\$0	\$38.97	\$290	\$328.97
Lung	\$20	\$0	\$179	\$199

Sources:
 NIH Spending for FY05 and FY09: NIH Research Portfolio Online Reporting Tool, <http://report.nih.gov/rcdc/categories/>
 CDC Appropriations for FY05 and FY09: <http://www.cdc.gov/fmo/fmofybudget.htm>
 DOD Cancer Research Funding: <http://cdmmp.army.mil/>
 Surveillance, Epidemiology and End Results Program: <http://seer.cancer.gov>
http://seer.cancer.gov/csr/1975_2006/index.html
 CDC National Vital Statistics Report, Final Data for 2006: http://www.cdc.gov/nchs/data/nvsr/nvsr57/nvsr57_14.pdf

NO MORE EXCUSES. **NO MORE LUNG CANCER.**